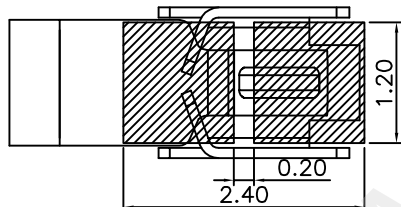
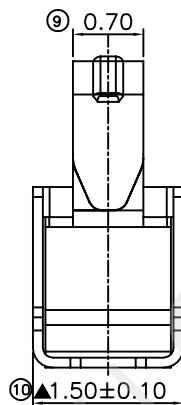
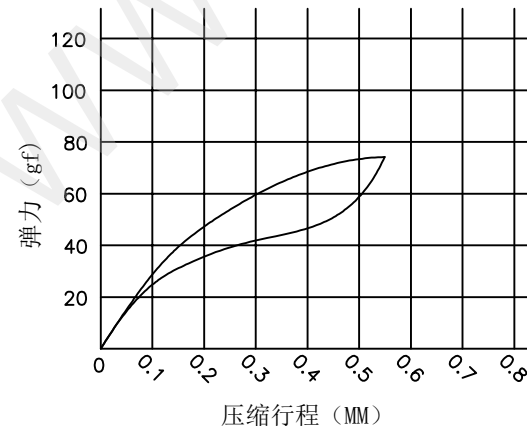


(MAX.COMPRESSION)
(WORKING HEIGHT)
(NORMAL HEIGHT)



RECOMMENDED PCB LAYOUT
TOLERANCE:±0.05



- 1.MATERIAL SPECIFICATION:
 - 1.1.STAINLESS STEEL SUS-304 T=0.10±0.005MM
- 2.TEST REQUIREMENTS:
 - 2.1.CONTACT RESISTANCE: 80mΩ MAX
 - 2.2.VOLTAGE RATING: 1.5 V/AC/DC/MAX
 - 2.3.RATED CURRENT: 1.0A/MAX
 - 2.4.WELDING THRUST: ≥3.0 Kg
 - 2.5.DURABILITY: 1,500 TIMES
 - 2.6.OPERATING TEMPERATURE: -20 ° ~ 80 ° C
- 3.PLATING REQUIREMENTS:
 - 3.1.THE NICKEL-PLATED SUBSTRATE IS 50U MIN,
 - 3.2.SALT SPRAY TEST TO MEET THE REQUIREMENTS OF 24 HOURS.
 - 3.3.TERMINAL TO EAT FULL TIN, NOT PEELING, WELDING, OBVIOUS COLOR AND OTHER ADVERSE
 - 3.4.ROHS, REACH, HF HALOGEN-FREE AND A SERIES OF DOMESTIC AND INTERNATIONAL ENVIRONMENTAL REQUIREMENTS



深圳市华宇创精密电子有限公司

TOLERANCE: X.X ±0.30 X.XX ±0.25 X.XXX ±0.15 X' ±2' X.X' ±0.5'	DRAWN BY : 陈一鸣	DATE : 2014-02-23	PART NAME: 天线弹片L3.5XW1.5XH3.05	
	CHECKED BY: 马跃	DATE : 2014-02-23	PART NO. HYC02-TXT351530	
UNIT: mm [inch] SCALE:1:1 SIZE: A4	APPROVED BY: 邱敏	DATE : 2014-02-23	DRAW NO: HYC-2403291536	SHEET NO. 1 OF 1