

RECOMMENDED PCB LAYOUT
TOL:(±0.05)

| | |
|------------|------------|
| P8 | DAT1 |
| P7 | DAT0 |
| P6 | VSS |
| P5 | CLK |
| G1 | SWITCH |
| P4 | VDD |
| P3 | CMD |
| P2 | CD/DAT3 |
| P1 | DAT2 |
| PIN NUMBER | PIN NUMBER |

NOTES:

1)MATERIAL:

HOUSING: HIGHT-TEMP. PLASIC UL 94V-0
CONTACT: COPPER ALLOY,T=0.15
SHELL: STAINLESS STEEL ,T=0.15

2)FINISH :

CONTACT:Au 1u" PLATED ON CONTACT AREA;
Au 1u" PLATING ON SOLDER TAILS,
SHELL: NICKEL PLATED OVERALL,
Au 1u" PLATING ON SOLDER TAILS,



深圳市华宇创精密电子有限公司

TOLERANCE:
X.X ±0.30
X.XX ±0.25
X.XXX ±0.15
X.' ±2' X.X' ±0.5'

UNIT: mm [inch]

SCALE:1:1 SIZE: A4

DRAWN BY :
陈一鸣

CHECKED BY:
马跃

APPROVED BY:
邱敏

DATE :
2014-02-23

DATE :
2014-02-23

DATE :
2014-02-23

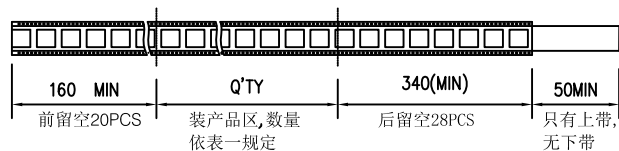
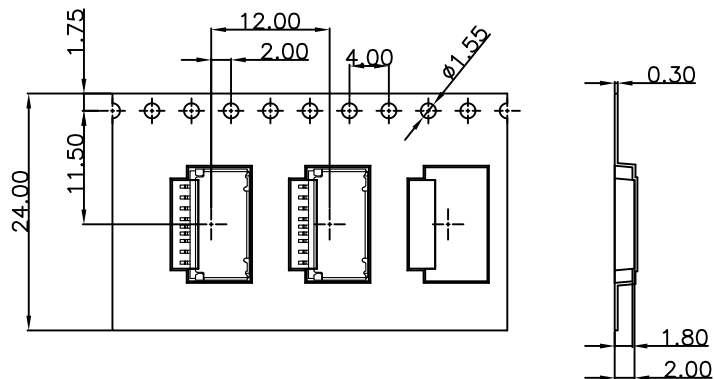
PART NAME:
TF短体卡座1.5H (中间带检测pin)

PART NO. HYC181-TF09-150

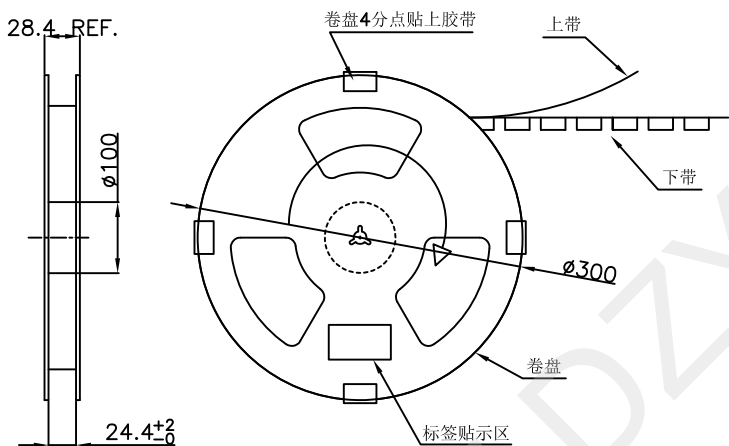
MOLD NO.

DRAW NO: HYC-2504031545

SHEET NO. 1 OF 1

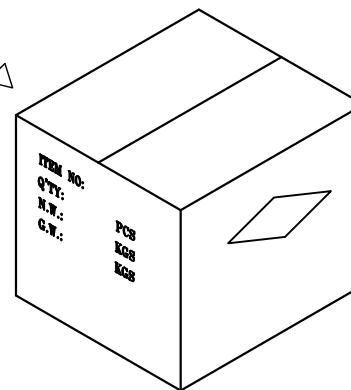
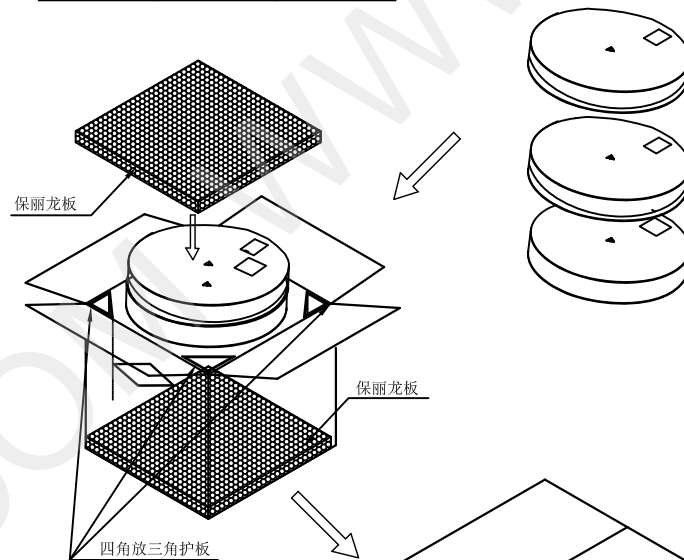


28.4 REF.



包装数量

| PCS/卷 | 卷/箱 | PCS/箱 |
|-------|-----|-------|
| 2500 | 10 | 25000 |



NOTE:

1. 依<图一>示放置产品于下载中, 每穴放置1PCS产品.
2. 包装机包好后, 在REEL的个等分点贴上胶带, 以防止REEL张开, 每REEL贴1PCS标签, 如<图二>示
3. 包装数量见如<表一>示
4. 包装成箱见如<图三>示
箱底放保利龙板, 再依次将指定数量的卷装产品放入箱内, 四角分别放入四个三角护板, 最上层再放上保利龙板.
5. 封箱, 在封好的纸箱上按客户要求写上料号, 数量等
6. 适用成品料号见如下<表二>



深圳市华宇创精密电子有限公司

| | | | | |
|---|--------------------|----------------------|-------------------|--------|
| TOLERANCE: X.X ±0.30 X.XX ±0.25 X.XXX ±0.15 X' ±2" X.X" ±0.5" | DRAWN BY : 陈一鸣 | DATE : 2014-02-23 | PART NAME: 包装图 | |
| | CHECKED BY: 马跃 | DATE : 2014-02-23 | PART NO. | |
| UNIT: mm [inch] SCALE:1:1 SIZE: A4 | APPROVED BY: 邱敏 | DATE : 2014-02-23 | MOLD NO. | |
| | | | DRAW NO: | |
| | | | SHEET NO. | 1 OF 1 |