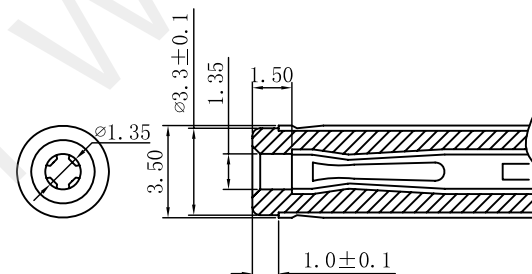


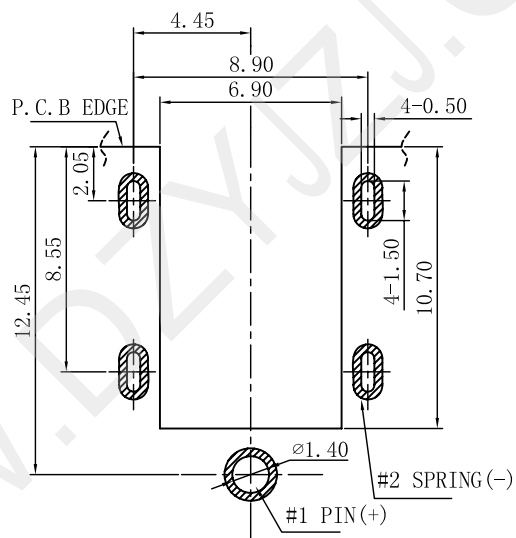
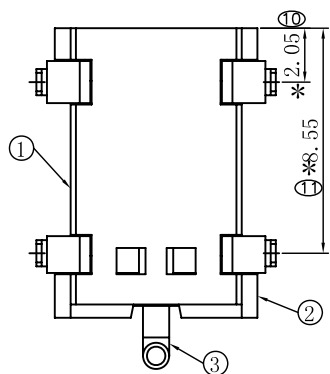
DC JACK INSERT DEPTH



ELECTRICAL CIRCUIT



MATE PLUG



RECOMMENDED PCB LAYOUT

TOP VIEW (TOLERANCE: ±0.05)

SPECIFICATIONS:

1. ELECTRICAL CHARACTERISTICS:
 - 1-1. RATING: 24V 3A
 - 1-2. CONTACT RESISTANCE: 30mΩ MAX. (INITIAL)
 - 1-3. DIELECTRIC WITHSTANDING VOLTAGE: 500V AC FOR ONE MINUTE
 - 1-4. INSULATION RESISTANCE: 100M Ω MIN. MEASURED BY 500V DC
2. MECHANICAL CHARACTERISTICS:
 - 2-1. INSERTION FORCE : 0.3~3.0 KGF
 - 2-2. WITHDRAWAL FORCE : 0.3~3.0 KGF
3. LIFE TEST: 5,000 CYCLES MIN.
4. FOR REFLOW SOLDERING LEAD-FREE PROCESS.
5. * REPRESENT CRITICAL DIMENSIONS.
6. ▽ CPK CONTROLLED DIMENSIONS.



深圳市华宇创精密电子有限公司

TOLERANCE: X.X ±0.30 X.XX ±0.25 X.XXX ±0.15 X' ±2' X.X' ±0.5'	DRAWN BY : 陈一鸣	DATE : 2014-02-23	PART NAME: DC-045A 1.3针
	CHECKED BY: 马跃	DATE : 2014-02-23	PART NO. : HVC-DC045A-130
UNIT: mm [inch] SCALE:1:1 SIZE: A4	APPROVED BY: 邱敏	DATE : 2014-02-23	DRAW NO. : HVC-DC1906121043
			SHEET NO. : 1 OF 1