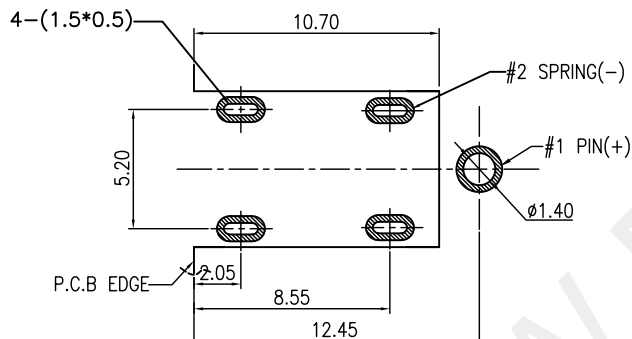
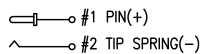
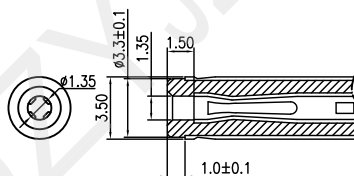


DC JACK INSERT DEPTH



RECOMMENDED PCB LAYOUT
TOP VIEW (TOLERANCE:±0.05)



ELECTRICAL CIRCUIT

SPECIFICATIONS:

1. ELECTRICAL CHARACTERISTICS:

- 1-1. RATING: 24V 3A
- 1-2. CONTACT RESISTANCE: 30mΩ MAX.(INITIAL)
- 1-3. DIELECTRIC WITHSTANDING VOLTAGE: 500V AC FOR ONE MINUTE
- 1-4. INSULATION RESISTANCE: 100MΩ MIN. MEASURED BY 500V DC

2. MECHANICAL CHARACTERISTICS:

- 2-1. INSERTION FORCE : 0.3~3.0 KGF
- 2-2. WITHDRAWAL FORCE : 0.3~3.0 KGF

3. LIFE TEST: 5,000 CYCLES MIN.

4. FOR REFLOW SOLDERING LEAD-FREE PROCESS.

3	CENTER PIN	1	BRASS;THE BOTTOM OF THE NICKEL; THE WHOLE GOLD PLATING.	
2	SHELL	1	PHOSPHOR BRONZE; THE BOTTOM OF THE NICKEL; THE WHOLE GOLD PLATING.	T=0.2
1	HOUSING	1	HIGH TEMPERATURE;COLOR BLACK	
ITEM	NAME	Q'TY	DESCRIPTION	NOTE



深圳市华宇创精密电子有限公司

TOLERANCE: X.X ±0.30 X.XX ±0.25 X.XXX ±0.15 X' ±2' X.X' ±0.5'	DRAWN BY : 陈一鸣	DATE : 2014-02-23	PART NAME: DC-045A-C 1.3针DIP
	CHECKED BY: 马跃	DATE : 2014-02-23	PART NO. HYC02-DC045AC-130
UNIT: mm [inch] SCALE:1:1 SIZE: A4	APPROVED BY: 邱敏	DATE : 2014-02-23	DRAW NO: HYC-2401191232
			SHEET NO. 1 OF 1